



District Report Card: 2017


| | |
|---------------------------|----------------------------------|
| State: West Bengal | District: Purba Medinipur |
| Class: 8 | Subject: Language |
| Schools: 51 | Students: 1316 |


Participation/Coverage


Students

| | | | | | | | | |
|--|--------|--|-------|--|--------|--|-------|--|
| <div>GENDER</div> <div></div> | Boys | | | | Girls | | | |
| | Number | | % | | Number | | % | |
| | 574 | | 43.62 | | 742 | | 56.38 | |

| | | | | | | | | |
|---|--------|--|-------|--|--------|--|------|--|
| <div>AREA</div> <div></div> | Rural | | | | Urban | | | |
| | Number | | % | | Number | | % | |
| | 1197 | | 90.96 | | 119 | | 9.04 | |

| | | | | | | | | |
|--|--------|-------|--------|------|--------|------|--------|-------|
| <div>CATEGORY</div> <div></div> | SC | | ST | | OBC | | GEN | |
| | Number | % | Number | % | Number | % | Number | % |
| | 252 | 19.15 | 21 | 1.60 | 117 | 8.89 | 926 | 70.36 |

| | | | | | | |
|--|----|----|----|------|----|-----|
| <div>CWSN</div> <div></div> | LD | VI | HI | S&LD | ID | Oth |
| | 3 | 6 | 1 | 7 | 2 | 44 |

| | | | | | | |
|--|------------|--|--------|------------------|--|------|
| <div>Management</div> <div></div> | Government | | | Government-aided | | |
| | Number | | % | Number | | % |
| | 1316 | | 100.00 | 0 | | 0.00 |

Average Performance of Students in Language (%)

| Overall | Gender | | Area | | Management | | Social Group | | | |
|---------|--------|--------|-------|-------|------------|-------|--------------|-------|-------|-------|
| | Male | Female | Rural | Urban | Govt. | Aided | SC | ST | OBC | GEN |
| 63.96 | 64.83 | 63.29 | 64.04 | 63.19 | 63.96 | 0.00 | 59.42 | 61.59 | 59.94 | 65.76 |

Performance on Learning Outcomes (LOs)

| Learning Outcomes | Description | Average Performance(%) |
|-------------------|--|------------------------|
| L813 | Read textual/non-textual materials with comprehension and identifies the details, characters, main idea and sequence of ideas and events while reading | 63.96 |

| Range of Performance of Students who Answered Correctly | | | | | | | |
|---|------|-----------|-------|-----------|-------|-----------|-------|
| Below 30% | | 30% - 50% | | 50% - 75% | | Above 75% | |
| Number | % | Number | % | Number | % | Number | % |
| 75 | 5.70 | 239 | 18.16 | 619 | 47.04 | 383 | 29.10 |

Lowest Performing Learning Outcomes (LOs)

1 - Read textual/non-textual materials with comprehension and identifies the details, characters, main idea and sequence of ideas and events while reading (63.96)